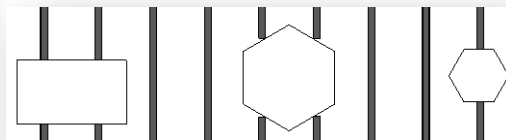





METAL FRAMING RAFTER+

Create Openings

Create Openings

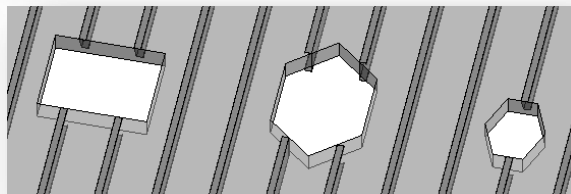
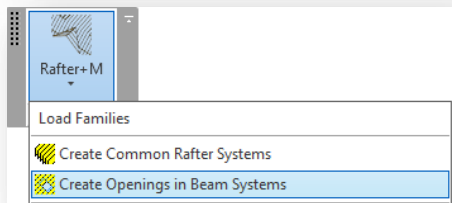


- Select beam system where openings are located.
- Select the **Create Openings in Beam Systems** command.

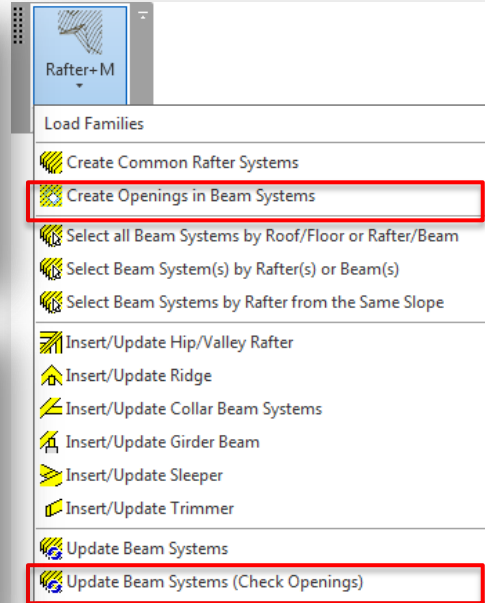
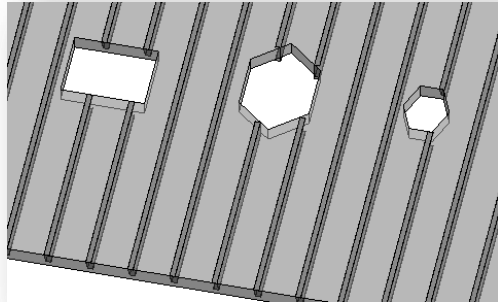
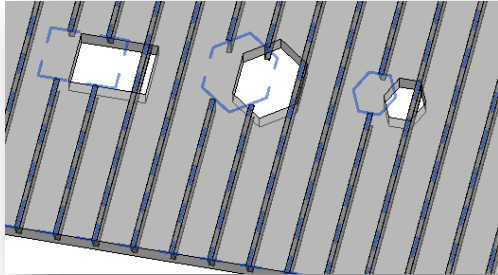
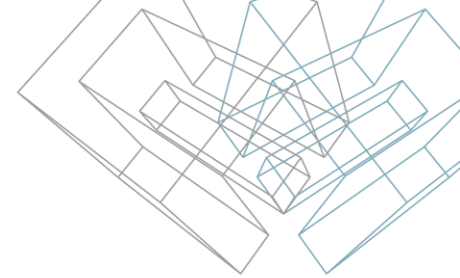
NOTE:

Openings must be created from linear elements.

Cut of Beam system is done according to openings top face boundary.



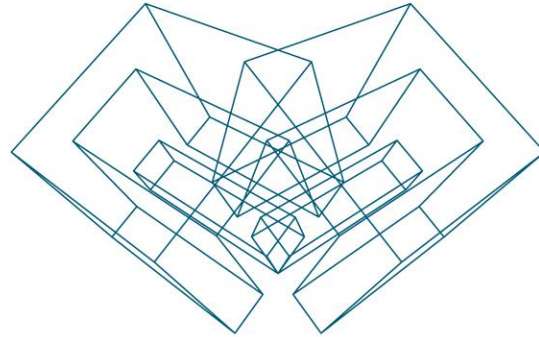
Create Openings



- If opening position changes, just repeat the **Create Openings in Beam Systems** function and beam systems will be updated according to new openings positions.

NOTE:

If you want to update beam systems according to openings, and you also need to change the beam system end cut or cross-sectional dimensions and update joints and cuts, then select the **Update Beam Systems (Check Openings)** function.



AGA CAD Ltd

T: +370 618 55671 | E: support@aga-cad.com | W: www.aga-cad.com